

Legislative Council

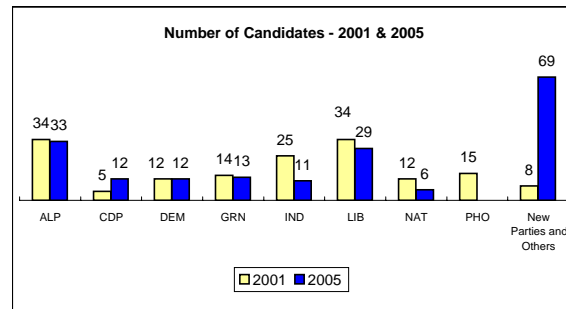
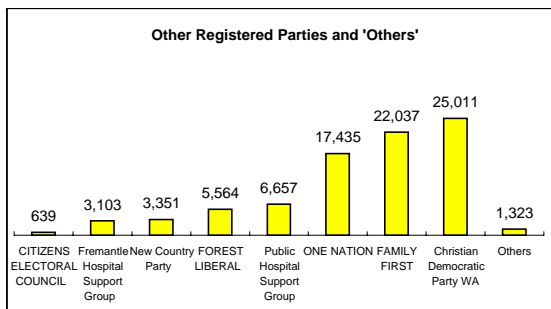
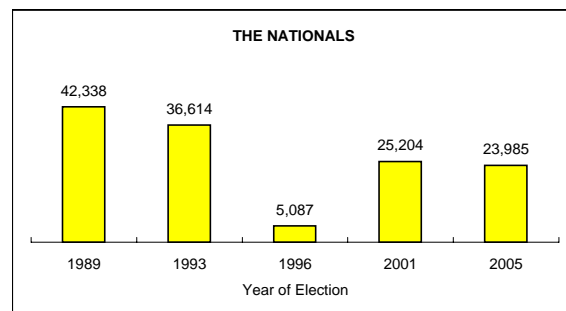
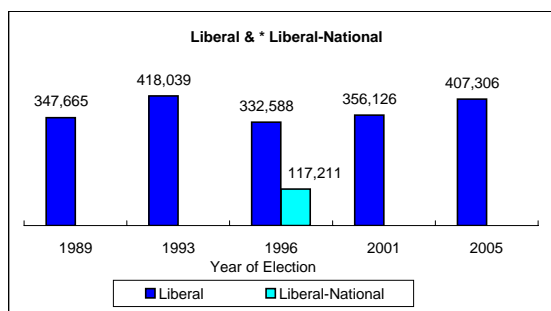
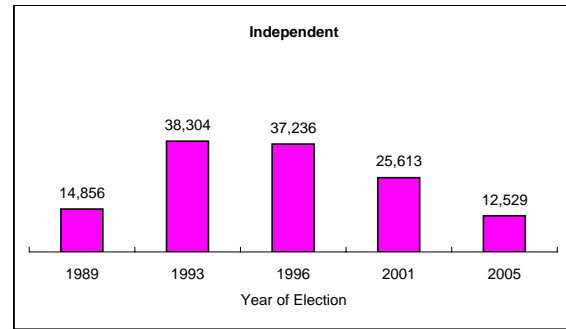
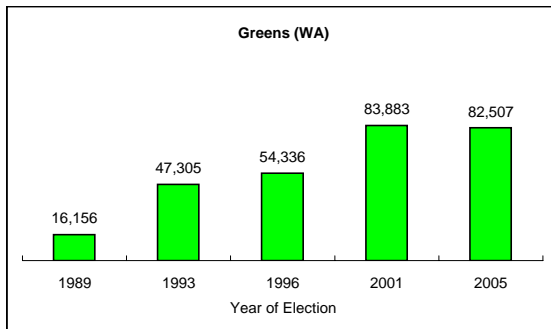
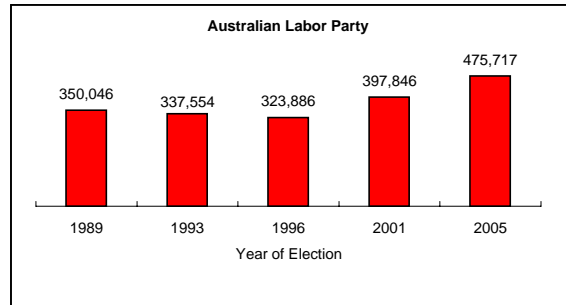
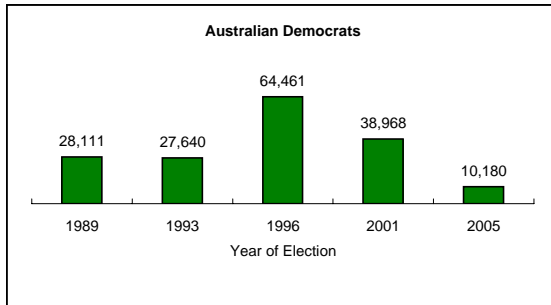
First Preference Votes: Comparative Summary 1989 to 2005

Balance of Power

The balance of power in the Legislative Council changed as a result of the 2005 State General Election.

Both the Australian Labor Party and the Liberals gained further support in the Upper House with each winning 3 additional seats, whilst Greens (WA) and Pauline Hanson's One Nation lost 3 seats each. The change in representation in each region is indicated below.

	ALP	DEM	GRN	LIB	NAT	PHO
East Metropolitan Region						
North Metropolitan Region						
South Metropolitan Region	1		-1			
Agricultural Region			-1	2		-1
Mining & Pastoral Region	1		-1	1		-1
South West Region	1					-1



The category of 'Others' represents those candidates who specified their desire not to have the word 'independent' against their name on the ballot paper.